

Bertec® CDP/IVR System Specifications




System Part Number: 97P-0036

Software Specifications

System Software	Bertec Balance Advantage
License Key Denoted	DYNA
Protocols Included	<ul style="list-style-type: none"> Sensory Organization Test (SOT) Motor Control Test (MCT) Adaptation Test (ADT) Limits of Stability (LOS) Rhythmic Weight Shift (RWS) Unilateral Stance (US) Weight Bearing Squat (WBS)
Training Included	<ul style="list-style-type: none"> Quick Training Mobility Closed Chain Weight Shifting Vision Training (Habituation / Motion Sensitivity)
Features	<ul style="list-style-type: none"> Normative data Real-time Biofeedback Multisensory / Combined Tasks training Report generation for protocols and training Patient Database - Patented and HIPAA compliant Database Merge and Sync across all Balance Advantage products
Options	<ul style="list-style-type: none"> Head Shake SOT protocol Functional option Extended Warranty

Main Components

Item	Product Image	Bertec Part Number	Dimensions (mm)	Features
CDP/IVR Dome		35P-0050	1920 x 1160	<ul style="list-style-type: none"> - Fully immersive projection screen - 180+ degrees horizontal field of view - 90+ degrees vertical field of view - Uniform and smooth image surface - Variable height based on customer
CDP/IVR Base		35P-0056 35P-0064 35P-0065 35P-0066	1346 x 1524	<ul style="list-style-type: none"> - Low step height - Translation and Rotation motion - Country-Specific Power Requirements configured at Bertec *see Input Voltage Configurations
Projector		37P-0059	457 x 508 x 152	<ul style="list-style-type: none"> - Mounted on top of CDP/IVR dome - Minimal maintenance required - Weight: 35 lbs - Remote included
Projector Lens		37P-0114	21 x 3.5 x 2.5	<ul style="list-style-type: none"> - Custom fisheye lens - Magnetic attachment for projector connection - Used only with 37P-0059 or 37P-0124
System Remote		37P-0029	160 x 38 x 27	<ul style="list-style-type: none"> - Programmed specifically for CDP/IVR System *type must be specified - Backside mouse button - USB receiver - Battery operated
CDP/IVR Computer		37P-0003	330 x 203 x 400	<ul style="list-style-type: none"> - Windows 10 Pro - Intel Core Processor - 8 GB RAM - Solid State Drive - NVIDIA GeForce GTX 1650ti - 2 USB 3.0 front ports - 4 USB 2.0 back ports

Computer Cart		37P-0016	552 x 381 x 1149	<ul style="list-style-type: none"> - Mobile, ergonomic cart - Height-adjustable work surface - Left/right adjustable mouse tray - Monitor position adjustment - Computer harness securing feature - Storage tray - Wheel locks - Computer, monitor, printer, keyboard, mouse not included
22" Touchscreen Monitor		37P-0005	512 x 310 x 67	<ul style="list-style-type: none"> - 1920 x 1080 resolution - LED backlit monitor - USB, VGA, DVI ports - Integrated speakers
Safety Harness		97P-0041	71 to 127	<ul style="list-style-type: none"> - Handle on top back for clinician - Adjustable strap length - Adjustable waist size - Shoulder hooks for connection - Max weight: 300 lbs (136 kg)
Harness Single Line Drop		97P-0033	1600 long	<ul style="list-style-type: none"> - Adjustable length - Max weight capacity: 450 lbs (204 kg) - Secure carabiner connection to both CDP system and patient safety harness - Two included per system

Accessories

Item	Bertec Part Number
Hygienic Foot Covers – 100 Count	20S-0560

CDP/IVR Technical Specifications

Average Sensitivity (Fz, Vertical Force)	0.02 kg
Average COP Accuracy (COPx and COPy)	± 0.25 mm
Motion Base Rotation (AP)	± 10 deg rotational displacement ± 50 deg/sec max rotational velocity
Motion Base Translation (AP)	± 2.5 in translational displacement ± 6 in/sec max translational velocity
Data Output Method	Analog
Data Output Rate	1000 Hz
Balance Plate Connection Port	9-pin D-Sub
Bilateral Balance Plate COP	Measures each subject foot independently
Immersive Visual Surround	Computer generated VR based graphics are displayed on a projection screen which remains stationary
Balance Plate Weight	13 lbs (6 kg)
Balance Plate Dimensions	18 x 20 x 1.5 in (457 x 508 x 38 mm)
CDP/IVR System Weight	575 lbs
Motion Base Step Height	4 inches (102 mm)
Motion Base + Dome Dimensions (W x L x H)	76 x 67 x 102 in (1.9 x 1.7 x 2.6 m)
Clinical Workstation Dimensions (W x L x H)	20 x 29 x 69 in (0.5 x 0.7 x 1.7 m)
Minimum Room Door Dimensions (W x H)	35 x 84 in (889 x 2134 mm)
Minimum Ceiling Height	102 in (2.59 m)
Maximum Patient Weight	450 lbs (204 kg)
Maximum Patient Height	80 in (2.0 m)

Input Voltage Configuration

System must have a dedicated outlet/power source.

Input (50/60 Hz)	Output	CDP/IVR Base Part Number
100 VAC, 16A	120 VAC	35P-0064
120 VAC, 13.3A	120 VAC	35P-0056
220 VAC, 7.3A	120 VAC	35P-0065
240 VAC, 6.7A	120 VAC	35P-0066

*configured at Bertec

Operating Environment

These systems are suitable for use in the patient environment.

Temperature: +15° C to +35° C (+59° F to +95° F)

Rel. Humidity: 30 to 90%, non-condensing

Air Pressure: 600 hPa to 1060 hPa

Operations at temperatures below -20° C (-4° F) or above +60° C (+140° F) may cause damage

Lighting Conditions

Recommended that the unit is not placed in direct path of natural sunlight or near windows without shades. Make sure that lighting in the room or immediately surrounding the system is on a separate circuit and can be dimmed or turned off when the unit is in use.

Operating Mode

Warm-up time: <5 minutes

Mode of Operation: Continuous

Storage and Handling

Temperature: -20° C (-4° F) to +60° C (+140° F)

Rel. Humidity: <90%, non-condensing

Air Pressure: 500 hPa to 1060 hPa

Standards

Safety: IEC 60601-1, Class I, Type B, IPXO

System: IEC 60601-1

EMC: IEC 60601-1-2

Shipping Information

Package Quantity: 3 Pallets (4 Pallets for orders outside of USA)

Pallet Description	Dimensions: in (m)	Weight: lbs (kg)
CDP Screen Crate	80 x 55 x 90 (2.0 x 1.4 x 2.3)	660 (300)
CDP Base Crate	67 x 60 x 31 (1.7 x 1.5 x 0.8)	970 (440)
CDP PC Crate	53 x 39 x 28 (1.3 x 1.0 x 0.7)	240 (109)
Installation Dolly Crate *	68 x 39 x 31 (1.7 x 1.0 x 0.8)	300 (136)

* shipped with International orders only

Installation Information

Space Requirements: Minimum 8 x 11 ft (2.4 x 3.3 m)

Door Size Requirement*: 35 x 84 inches (89 x 21 cm)

Power Requirements: Dedicated Power Outlet

User Manual provided (translated)

Quick Start Guide provided (English)

Training Videos available online** (English)

*all doors which the system travels through during installation **must** meet this requirement

** purchasable

